

Caterpillar Knowledge Organiser: Autumn 1

We would like our children to:

- Gain confidence in exploring the setting both inside and outside.
- Be able to recognise the colours pink, blue and brown
- Be able to enjoy stories and communicate their favourite
- To develop an enjoyment of rhymes by learning 'head, shoulders, knees and toes' and '5 little ducks'

Why not try at home:

- Set up reward chart and praise your child when they sit on the toilet.
- Count the number of blue things that are in your kitchen
- Sort some objects into colour groups of pink and brown
- Visit the local library and share as many different books as possible
- Practice singing 'head, shoulders, knees and toes' and '5 little ducks'- ask a member of the team if you are unsure of the rhymes



Key vocabulary:

Toilet

Milk

Help

Book

Sing

Pink

Blue

Brown

(please ask a member of staff to show you the signs for each word. You can then practise them at home too!)


Caterpillar Knowledge Organiser: Autumn 2

We would like our children to know:

- Be able to recognise the colours; purple, orange, yellow, black, grey, green and red
- Be willing to explore changing colours by mixing paint with their hands
- Be good listeners as we explore lots of different stories
- To develop an enjoyment of rhymes by learning 'catch me the colours of the rainbow' and 'twinkle, twinkle little star'

Why not try at home:

- See if you can find 2 things that are the colour purple, orange, yellow, black, grey, green and red. How many objects do you have all together?
- Have some porridge with jam, watch what happens to the colour of the porridge!
- Have a watch of 'The Gruffalo' on YouTube
- Practice singing 'catch me the colours of the rainbow' and 'twinkle, twinkle little star'. Ask a member of the team if you are unsure



Key vocabulary:

Sit



Stop

Walking

Eat

Friend

Share



Thank you

(Please ask a member of staff to show you the signs for each word. You can practise these at home too!)

Caterpillar Knowledge Organiser: Spring 1

We would like our children to know:

- Be able to recognise the colours white, brown and blue
- Practice feeding themselves with a spoon and drink from a cup
- Investigate using tools to help get toys from big ice blocks
- Explore different tech toys including friction cars
- To develop an enjoyment of rhymes by learning 'row, row, row your boat' and 'the wheels on the bus'
- Experience natural occurrences such as rain, tall grass, splashing in puddles, looking for worms and minibeasts


Why not try at home:

- See if you can sort some objects from your home into groups of white, brown and blue
- Practice using a spoon, knife and fork at lunch time. Practice holding a cup with 2 hands to have a drink
- Roll a ball or push a car to each other taking turns
- Practice singing 'row, row, row your boat' and 'the wheels on the bus'. You could add all different things to the bus for example a dinosaur that ROARS all day long

Key vocabulary:

Hello
Milk
Book
Help
White
Brown
Blue

(please ask a member of staff to show you the signs for each word. You can then practise them at home too!)




Caterpillar Knowledge Organiser: Spring 2

We would like our children to know:

- Be able to recognise the colours green, yellow, orange and red.
- Make lots of different animals noises during their play
- Explore natural materials indoors and outdoors, such as sand, water, paint, playdough
- Explore different tech toys including friction cars
- To develop an enjoyment of rhymes by learning 'there's a tiny caterpillar on a leaf' and 'old Macdonald had a farm'

Why not try at home:

- See what green, yellow, orange and red things you can see on your way home from nursery
- All the family stomp and roar like dinosaurs!
- Have a look at what insects you can see when walking either in your garden or on the way home and google them to see the in more detail
- Practice singing 'there's a tiny caterpillar on a leaf' and 'old Macdonald had a farm'- what other animals can you add to the farm?



Key vocabulary:

Dinosaur

Eat

Build

Friend

Green

Yellow

Orange

Red

please ask a member of staff to show you the signs for each word. You can then practise them at home too!)

Caterpillar Knowledge Organiser: Summer 1

We would like our children to know:

- Be able to recognise common 2D shapes; rectangle, diamond, oval, star, heart, triangle, circle and square
- Be able to recognise the colours red and purple
- Develop the ability to use a spoon to eat food
- To develop an awareness of numbers through enjoyment of number rhymes: '1, 2, 3, 4, 5, fish' and '5 little men in a flying saucer'


Why not try at home:

- See what shapes you can draw at home.
- Count how red things are in your home
- Point to purple cars on the way home
- Practise using a spoon, knife and fork to feed themselves at home.
- Practise singing '1, 2, 3, 4, 5, once I caught a fish alive'

Key vocabulary:

Spider
Shapes
Biscuit
Baby
Red
Purple

(Please ask a member of staff to show you the signs for each word. You then practise them at home too!)



Caterpillar Knowledge Organiser: Summer 2

We would like our children to:


- Begin to learn to stay safe in the sun.
- Be able to recognise the colours: green, blue, yellow and orange.
- Develop the ability to copy and imitate words and actions through our word aware rap.
- To become keen explorers, digging for buried treasure in the sand and seeing what can be found in coloured water.

Why not try at home:

- Make sure that when you are outside in the sun you wear a hat, a t-shirt and put your sun cream on to protect your skin from the sun.
- See if you can sort some of your toys into the colour groups: green, blue, yellow and orange.

Key vocabulary:

Fish
Water
Wet
Bubble
Sun
Hot
Pirate



Please ask a member of the team for the signs for each word. You can practice them at home too!